

DATA SHEET

DELTA PACK 80x60

Piston pump - condensate removal system

Sauermann® part #: DP10CE05UN23



Ensures quick and easy installation and maintenance

Delta Pack 80x60 includes a new elbow design that can be easily opened by hand by a simple finger push -- no tool is needed. Its streamlined design complements wall mounted air conditioning units. It includes the Si-10 UNIVERS'L pump which incorporates the latest in piston pump technology.

Benefits



Easy installation and maintenance

- New quick fit and release corner piece.
- Simple finger push-in technology: no tools needed. Can be opened by hand.
- One piece pump for easy installation.
- The kit content allows for versatility of installation, matching real needs on the field.
- Transparent and removable reservoir.
- Translucent hose: easy to track waterflow, build-up, etc.



Improved design

- Compact elbow and trunking design that can be easily opened and maintained.
- Improved internal space design with increased space for pipework.
- No connection piece where elbow meets the straight length of duct.
- Color: RAL 9003 (Signal white – Brilliant white).
- Flush fitting of all parts.
- Complements and sits flush to the A/C unit using a rubber gasket.



Quiet

- Quiet pump operation: 22 dBA at full power – independently tested.
- Elbow includes 'High Energy Absorbing Foam' to absorb vibration and sound.
- Anti-vibration and condensate insulation included on discharge line.



Proven reliability

- Patented pump technology.
- No connection piece connecting the elbow and the straight length of duct.
- High flow rate - Up to 20 ltr/hr = Less run time.
- The Drain Safe Device prolongs the pump life.
- Lockable plug-in power cable to avoid unintended disconnection.

Kit content

- Si-10 UNIVERS'L piston pump with:
 - Integrated condensate detector
 - Clear PVC tube int. Ø 6mm – L: 1 m, foam-insulated over 800 mm, fitted with a "Drain Safe Device" pre-mounted
 - 1.5 m lockable plug-in power cable:
- 2 power wires, 2 safety contact wires
- 2-part elbow (base and cover)
- Ceiling duct (covers hole in false ceiling)
- Rubber Elbow/Split gasket
- 650 mm flexible hose
 - int. Ø 15 mm (connects to split)
- Vent pipe
- Six screws and plugs for fixing duct and elbow
- 4 double wire clamps Ø 16 mm, 1 double wire clamps Ø 6 mm
- 750 mm duct 80x60 mm

Technical specifications

Max. flow rate

20 l/h

Max. discharge head	10 m (Flow rate = 4 l/h)
Max pressure	14 m (Flow rate = 0 l/h)
Sound level at 1m according to EN ISO 3744 (Measured at LNE lab, pump operating with water, out of application)	≤ 22 dBA
Mains supply	230 V~ 50/60 Hz - 14 W
Isolation class	□ (double insulation)
Detection levels	On: 18 mm; Off: 13 mm; Safety: 21 mm
Safety switch	NC 8 A resistive – 250 V
Thermal protection (overheating)	115 °C (auto-reset)
Max. condensate temperature	35 °C
Operating conditions	100 % - Continuous duty
Protection	IPX4
Color	RAL 9003 - signal white (brilliant white)
Elbow dimensions	L 130 x W 130 x H 60 mm
Duct dimensions	L 750 x W 80 x H 60 mm
Lineset	Ø max : 3/8" – 5/8" isolated (Up to 13 kW)
Safety standards	CE & EAC
RoHS directive	Compliant
WEEE directive	Compliant
Packaging	1.55 kg - L 763 x W 225 x H 62 mm
Masterpack	5 pieces





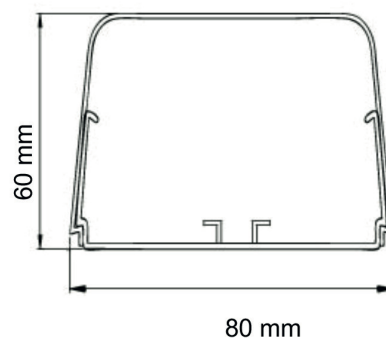
Applications

Air-conditioning wall mounted

(connection pipes Ø max 3/8" – 5/8" insulated)

Accessories

Name	#Part
 Clear PVC hose Ø int. 6 mm (1/4")	ACC00909: 5 m ACC00910: 50 m
 6 self-sealing fittings for hose Ø int. 6 mm (1/4")	ACC00919



Actual flow rates (l/h)

Total hose length using (Ø Int. 6 mm, 1/4")

Discharge head	5 m	10 m	20 m	30 m
0 m	20	19	18	17
2 m	16	15	14	13,5
4 m	11.5	11	10.5	10
6 m		8.5	7.5	6.5
8 m		6	5	4
10 m		4	3.5	2.5

